

# Orchard Vale's Weekly News

24th April 2020

[www.ovschool.co.uk](http://www.ovschool.co.uk)

[orchardvale@ventrus.org.uk](mailto:orchardvale@ventrus.org.uk)



Hello from OV!

We hope this newsletter finds you all well and keeping busy at home. The weather is certainly helping!

It has been wonderful this week seeing the children all engaging with the home learning platforms of

Tapestry for Nursery and Reception

Seesaw for Years 1 to 6

We would like to thank our parents/carers for encourage the children to continue their learning at home. We appreciate this is not an ideal situation but we are all working to help keep your child's education running as smoothly as we possibly can under the circumstances. As you know, our time at home has been extended and it is very important that the children try to complete tasks at home on these platforms to prevent them falling behind when we finally return to school. We miss you all very much and cannot wait to catch up face to face when we are allowed to do so.

Our Team Leaders have produced some guidance for parents/carers to help you plan how best to help your child get the most of Tapestry and Seesaw. A larger copy will be attached to the email we send out with this newsletter. Some of our teachers have uploaded videos providing instruction and advice. Please focus on the work set by our teachers before trying other websites such as BBC Bitesize. If you are having any difficulties please do comment to your class teacher on the platforms or email: [orchardvale@ventrus.org.uk](mailto:orchardvale@ventrus.org.uk) and we will endeavour to help you.



## Tapestry Online Learning expectations for children in Reception

Hello, after a few conversations with some of you this week we wanted to clarify Orchard Vale's expectations for home learning.

Each week a variety of activities will be uploaded by Miss Cawthorne, Miss Boudry, and Mrs Youll. If we feel the activity is suitable for your child, then they will be tagged in it and you will be able to see the activity.

We do not expect you to complete every activity. We have chosen to give you a variety as we understand every child learns differently and want you to be able to fit these activities in with your day as easily as possible.

Each week our expectation is for each child to complete:

- two phonic activities
- two maths activities
- the writing activity
- one of the topic/ creative activities
- continue with their reading and tricky word charts.

If your child has a favourite activity, then please feel free to repeat it. Obviously if you want to do more than that is great but please do not feel pressured to do so.

We appreciate every day is different which is why we have spread our expectations across the week so you can fit in activities when they are most convenient for you and your family.

If you can upload observations of your child doing the activities please do, if not then please comment to let us know how you are getting on.

If you are struggling and want to contact one of the teachers then please email the school [orchardvale@ventrus.org.uk](mailto:orchardvale@ventrus.org.uk) and we will be in contact as soon as possible.

We cannot thank you enough for all your help and support so far, please contact us if you need anything.

We miss you all take care.

Miss Cawthorne, Miss Boudry, Mrs Youll  
Foundation Team, Orchard Vale Community School

Seesaw

## Seesaw Expectations

### Photo/video uploads

- Where possible, photo and video uploads should show the work only. If you are showing examples of yourself completing tasks, you must be appropriately clothed and must not feature any other children in your upload.
- All photo and video uploads which you are featured in must be approved by an adult at home before submitting to teachers for approval.
- Photo and video uploads should be used as a tool to evidence learning.

### Comments and notes

- Comments and notes should be positive, polite and of an appropriate formality.
- Comments and notes should use correct grammatical structures (e.g. capital letters, full stops/question marks and complete sentences), just as we would expect you to use when writing in your books at school.
- Use the comments function to ask necessary questions or to make specific comments – think about how you can add to the learning conversation.
- In a group or 'everyone' post, please remember your comment is shared with everyone tagged – students and their parents.

### Monitoring

- Staff will check the app up until 3:30pm each day. Whilst we appreciate that parents and children may use the apps at any other time, they should be aware that staff will not respond past this time.
- Please bear in mind that there are times in the day where online 'traffic' is very heavy on Seesaw, and so not all posts may be responded to.
- If parents have any queries that they wish to discuss further with their child's teacher, this can be done via the main school email – [orchardvale@ventrus.org.uk](mailto:orchardvale@ventrus.org.uk)

As part of active social media engagement, it is considered good practice for parents and carers to pro-actively monitor the use of the apps.

Official sites which provide more up to date information about the current situation.

Government information and advice about the Corona Virus <https://www.gov.uk/coronavirus>  
Public Health England—<https://www.gov.uk/government/organisations/public-health-england>  
Devon County Council—<https://www.devon.gov.uk/coronavirus-advice-in-devon/>



## Foundation Stage and Key Stage One

**Miss Cawthorne's nomination** – I have two stars of the week:



**Olivia D**- for working hard on her home learning.

**Francis B** - for working hard and all the fantastic things he has been doing at home.

**Miss Boundy's nominations** - I have two stars of the week:



**Freddie** has been working hard at completing lots of the online tasks he has been set. I was very impressed with Freddie's writing this week, were he told me lots of toad facts! Well done Freddie.

**Hollie** has been completing amazing work at home for the last few weeks. It's been great to see all the different activities she has doing and in particular the amount of reading she has done! Well done Hollie!

**Mr Quilter's nomination**



**Bibi** has clearly worked incredibly hard with her reading, writing and math tasks. She has especially impressed me with her spelling efforts! Bibi has also created some lovely pieces of art that would not look out of place on display in your or my living room. Great work Duff!

**Mrs Oldfield's nomination**



**Mila** has astounded me with the amount of effort, enthusiasm and pride she is putting into her learning. I am treated daily to all the amazing extra bits of work she is doing. Mila has enjoyed writing little stories about what is happening in the world at this current time, some to keep in her memory box but she is also sharing this with her family. Mila will write a chapter of the story, then send this to her cousin, who will write the next chapter and then send it back and so on. What a lovely idea. I am so proud of her and I know her mummy and daddy are too. Keep it up my little super star.

**Mrs Grimwood's/Mrs Huggins' nomination**



**Freddie** has consistently done all the work we have set and has also gone a step further and found out further facts. He has completed work that he is less interested in doing and thrown himself happily and enthusiastically into his maths challenges. From a short uploaded video we can see he has adapted to home school life and is full of smiles and laughter.



## Key Stage Two

### Miss Gulliford's nomination



**Lexi-Mae** has sent in outstanding home learning every single day since home learning started. She puts 100% effort in and responds reflectively to any marking. Lexi-Mae has embraced home learning and has also kept in high spirits with being active doing her favourite activities - gymnastics! She has shared both academic learning, evidence of fun at home and is such a positive learner. Lexi-Mae is OV through and through - in school, at home and through online learning. A huge well done!

### Mrs Johnson's nomination



**Ruby** has put some amazing work in to her home learning. Since our home learning began, Ruby has been logging in every day and completing her tasks to a very high quality. She responds to marking, often resending work with corrections. Not only has Ruby been completing her learning tasks, she has also found time to bake, make amazing window displays to support the NHS, and has been completing activities for Cubs! You are such a smiley and positive person Ruby and you cheer me up every day. Well done!

### Mr Whapham's nomination



**Sophia** has engaged excellently in home learning this week. She is completing all tasks that are set and is really thinking carefully about each piece of work. I have been particularly impressed with Sophia's maths work - she is really implementing the skills she is practising each day into the next piece of work. She has also been very creative in her poetry tasks this week. Well done Sophia.

### Miss Squire's nomination



**Will J** has been chosen based on his fantastic engagement and hard work with online learning over the past few weeks. Will has managed to complete every task uploaded for him each day, even having a go at optional extra tasks. I was particularly impressed by his research into the lives of the Maya. Well done Will, keep working hard!

### Mrs Rana's/Mrs Lowrey's nomination



**Alyssa** - has completed all her tasks promptly and neatly and has done some brilliant writing and fantastic art work. She is wonderful all round!

### Mrs Harding's nomination



**Mitchel** has been working very hard each day on his chosen tasks and should be very proud of all that he has achieved. He has put a lot of time into his art work and models and I very much enjoyed his pictures of his measuring tasks. Keep up the hard work Mitchell!!

### Mr Lewis' nomination



**India's** work has been of an amazing quality on Seesaw, so far. It is clear that she has worked tremendously hard and has poured every effort into the work that she produces. In particular, her art inspired by the South American artist, Torres Garcia, was phenomenal. Keep up the amazing effort, India!

## Mr Ovey's PE at home ideas

Here are a few ideas of fitness/PE activity websites/activities from Mr Ovey that you might like to check out.

Joe Wicks Kids fitness sessions

<https://www.youtube.com/watch?v=mhHY8mOQ5eo>

Go Noodle- An app for them to download with games.

<https://www.gonoodle.com/blog/gonoodle-games-movement-app-for-kids/>

Cosmic Kids- Yoga

<https://www.youtube.com/watch?v=9Jl01thiHYI>

Super Movers- Dance

<https://www.bbc.co.uk/teach/ks2-physical-education/zj2n92p>



### Wacky Races

#### Home Physical Education

Can you create your own Wacky race ideas?

**How to play:**

- Mark out a start and finish line using an object to mark out these points.
- Think of different ways you could move from the start to finish.
- Can you move on your hands and feet?
- Can you move backwards?
- What is the quickest way of moving?
- What is the slowest way of moving?
- Can you race against a partner using the different ways of moving?

Can you challenge yourself to always try your hardest?

**Top Tips**

**Crawling**

Make sure your hands, feet are touching the floor, spread your hands wide, keep your head and bottom down.

**Let's Reflect**

Which way of moving was the easiest and which was the hardest? Explain why.

How did you feel if you did not win a race?

Complete P.E. YOUTH SPORT TRUST 25 YEARS Believing in every child's future

### 60 Second Challenge

#### Socks in the Box

Do you keep trying even if you struggle to match up a pair of socks?

**The Physical Challenge**

How many socks can you pair up and put in the box in 60 seconds?

Place unpaired socks 5 steps away from a box. Players run, match up a pair of socks and place them in the box.

#StayHomeStayActive

**Equipment**

Socks and a Box!

If you do not have a box use a bowl.

Throw in unpaired socks as red herrings.

**Achieve Gold**

20 pairs of socks

1

**Achieve Silver**

15 pairs of socks

2

**Achieve Bronze**

10 pairs of socks

3

Complete P.E. YOUTH SPORT TRUST 25 YEARS Believing in every child's future

Mrs Standen is one of our school Administrators, who has a degree in Zoology and is especially interested in entomology (the study of insects). She thought you might like to see what you could find in your gardens.

*Since we cannot go far at the moment, I thought I'd try a mini safari in my garden. These are a few of the Insects I found in one afternoon. Perhaps you could have a look and see what you can find, there are many more little animals out there, all you have to do is look.*



#### **Zebra Spider**

Technically spiders are not insects, all insects have six legs but spiders have eight. These little Zebra Spiders are very cute and jump if you disturb them. They are only small, less than 1cm so you will have to look closely to see them.



#### **Fly**

There are hundreds of species of flies. I thought this one was handsome with its large red eyes. Their eyes are very different from ours, they are called compound eyes and have hundreds of lenses in each eye, instead of just the one like us.



#### **Bees**

Bees do a very important job for us. They are vital for pollinating a lot of plants which we use as our food. As you can see in the photo bees are very hairy and pollen gets stuck to this hair as they move from one flower to another collecting nectar to make honey.



#### **Hoverflies**

These are flies but have markings like a bee or wasp to protect them from predators. You can tell these are flies because they only have two wings, not four like bees and wasps.



#### **Solitary bee**

This little bee is known as a solitary bee because it does not build a big nest and live in a colony like some other bees.

Perhaps you can have a look around your gardens to see what you can find. There are quite a lot of butterflies around at the moment and they are larger and easier to see.

Why not draw some and upload your pictures to you teachers on Seesaw or Tapestry.

## **North Devon Biosphere Image Competition**

<https://www.biosphere.org.uk/blog/image-competition>

Full details of this competition, including rules and where to submit entries can be found on their website:

Click here [North Devon Biosphere Image Competition](https://www.biosphere.org.uk/blog/image-competition)

CATEGORIES ARE:

1. NATURE ON MY DOORSTEP - What have you seen out of your window, on your daily exercise, on your farm or in your garden?
2. DOING MY BIT FOR NATURE – They would love to see how you are making space for nature. Maybe your bug hotel creations, a drawing of your nature friendly garden or a volunteering event you took part in earlier in the year.
3. MINIBEASTS - It's time to notice the small stuff! Can you find small creatures that you haven't noticed before and take a photo or draw them?

**You can submit a photo, short video (under 15 secs) or drawing to enter!**

## Something to share? What have you been doing?

If you would like to share photos of things you have been doing whilst at home please either send photos/ comments to your class teacher via Seesaw or Tapestry and confirm you are happy for it to appear on the newsletter or email the school on [orchardvale@ventrus.org.uk](mailto:orchardvale@ventrus.org.uk).



Francis has made a wormery, which contains two worms.



Betsy really enjoyed this task and found the Duplo blocks a great visual way to understand the maths.




Jenson has made an amazing unpoppable balloon




Darcy made a fantastic phonics scavenger hunt, finding things around the house which contained his phonic sounds.



Martha's has made an amazing castle for the Key Stage One's We are Britain topic



Olivia has been busy hunting and recording mini beasts that she has found.



Bibi doing star jumps and her wonderful artwork.



This is a story about a dragon by Matilda in year 2. Mrs Huggins loves how she describes her dragon as "she slithers like a snake"!

Snowglaze  
Snowglaze is a dragon. She is a blue ice dragon. She has got gold glittery ice nails. She doesn't fly she slithers like a snake. Snowglaze slithers across the ice to the lake of sish to catch them for her meals. One day Snowglaze swam around the lake for a long time but there were no sish left. So Snowglaze moves house into an igloo in a further part of the ice. The new igloo is near another lake full of sish. Then she lived happily ever after.



### Elise

This is my wand, we made it out of a tomato cane and hot glue. When the glue had set hard, we painted it. I love running around the garden putting spells on Mya, my favourite is Lumos maxima. (Potter 5-minute crafts on Youtube)



This is Mila's St George's day work - We drew the flag on an old P.E T-shirt and then used facts Mila learnt to draw on the t shirt

## Something to share? What have you been doing?

If you would like to share photos of things you have been doing whilst at home please either send photos/ comments to your class teacher via Seesaw or Tapestry and confirm you are happy for it to appear on the newsletter or email the school on [orchardvale@ventrus.org.uk](mailto:orchardvale@ventrus.org.uk).




Mrs Pearce has been busy making this beautiful glass rainbow at home.

William M has  
been busy  
doing  
woodwork  
with his dad!



Leah rescued a hedgehog that was trapped and dehydrated. She and her Mum looked after it and gave it water before releasing it. They had guidance from Annie at North Devon Hedgehog Rescue. Once it was dark, they were able to release it. They named it 'Hedgie'

Lilly-Mai made homemade burgers for a BBQ.




Kaito

Mya


Here are some lovely  
examples of calligram's  
by children  
in Years 3 and 4



Florence and Violet have been drawing/ writing 50 messages to residents at Oaklands Residential Home . They will send some to Fremington Manor as well. Well done girls!



Mitchell made a wonderful picture of a squirrel using leaves.



Shaila has been busy painting. She wrote down 10 things she loves about her cousin and has put them in a pot she is decorating.

## Something to share? What have you been doing?

If you would like to share photos of things you have been doing whilst at home please either send photos/ comments to your class teacher via Seesaw or Tapestry and confirm you are happy for it to appear on the newsletter or email the school on [orchardvale@ventrus.org.uk](mailto:orchardvale@ventrus.org.uk).

Here are some wonderful examples of a combination of two art projects for Years 5 and 6.

Creating art in the style of Torres Garcia.

Recreate famous landmarks using what they had available at home.




Coral



Elisha



Gracie



Will and Martha



Lucas




Violet



Penny



Will J



Alyssa



Khloe



India



Owen



Amigos is a charity set up and run from North Devon to support communities in Uganda with:

- Rural community development (transforming communities, conservation farming, water, business skills, bicycles, beekeeping),
- Kira Farm Development Centre
- Child sponsorship.

The #TwoPointSixChallenge is helping to save the UK's charities - many of whom have been hit hard by the reduction in funds from events.

YOU can help AMIGOS by joining this nation of heroes and taking on your own 2.6 challenge!

Changing the world is as easy as 1,2,3:

1. **Think** of a challenge (or pick one below).
2. **Donate** money to Amigos, or create a fundraiser and ask others to donate too.
3. **Pass it on!**



<https://www.amigos.org.uk/pages/category/fundraising>

Click here or visit their website to find out more [Amigos the 2.6 Challenge Fundraiser](#)



Help children aged 2 to 4 to learn at home during coronavirus (COVID-19)

Advice for parents and carers of children who have not yet started school.

[www.gov.uk](http://www.gov.uk)

Click this link to go straight to the Gov.uk website

[Government Advice on how to help children aged 2 to 4 learn at home](#)